



# DWARIKESH SUGAR INDUSTRIES LIMITED

Corp. Off.: 511, Maker Chambers V, 221, Nariman Point, Mumbai - 400 021. Tel.: 2283 2486, 2204 2945 Fax : 2204 7288  
E-mail : dsilbom@dwarikesh.com • Website : www.dwarikesh.com • CIN : L15421UP1993PLC018642

REF: DSIL/2019-20/380

November 8, 2019

Corporate Relationship Department  
BSE Limited  
Phiroze Jeejeebhoy Towers  
Dalal Street, Fort, Mumbai - 400 001  
Fax: 22723 2082 /3132

National Stock Exchange of India Limited  
"Exchange Plaza"  
Bandra - Kurla Complex,  
Bandra [E], Mumbai - 400 051

**Scrip Code - 532610**

**Scrip Code - DWARKESH**


**Sub: Disclosure under regulation 30 of SEBI (Listing Obligations & Disclosure Requirements) Regulations, 2015 - Investor Presentation**

Dear Sir,

Pursuant to regulation 30 - Schedule III - Part A - Item no.15 of SEBI (Listing Obligations & Disclosure Requirements) Regulations, 2015, we are enclosing herewith Investor Presentation for quarter and half year ended September 30, 2019 for the purpose of making disclosures under Regulation 30 of SEBI (Listing Obligations & Disclosure Requirements) Regulations, 2015 to the stock exchange(s)

Kindly take the same on record.

Yours faithfully,

  
**B. J. Maheshwari**  
Managing Director & CS cum CCO  
(DIN 00002075)

Encl: as above



# **Dwarikesh Sugar Industries Limited**

Investor Update- Q2FY20

# Safe Harbour Statement

This presentation and the accompanying slides (the “Presentation”), which have been prepared by Dwarikesh Sugar Industries Ltd (the “Company”), have been prepared solely for information purposes and do not constitute any offer, recommendation or invitation to purchase or subscribe for any securities, and shall not form the basis or be relied on in connection with any contract or binding commitment whatsoever. No offering of securities of the Company will be made except by means of a statutory offering document containing detailed information about the Company.

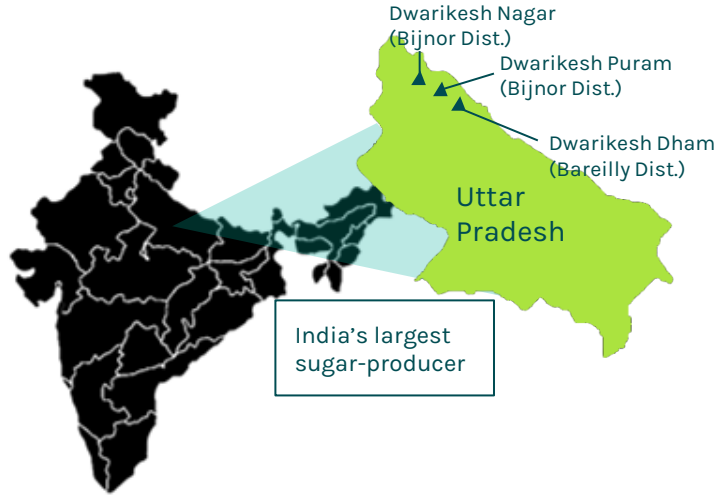
This Presentation has been prepared by the Company based on information and data which the Company considers reliable, but the Company makes no representation or warranty, express or implied, whatsoever, and no reliance shall be placed on, the truth, accuracy, completeness, fairness and reasonableness of the contents of this Presentation. This Presentation may not be all inclusive and may not contain all of the information that you may consider material. Any liability in respect of the contents of, or any omission from, this Presentation is expressly excluded.

This presentation contains certain forward looking statements concerning the Company’s future business prospects and business profitability, which are subject to a number of risks and uncertainties and the actual results could materially differ from those in such forward looking statements. The risks and uncertainties relating to these statements include, but are not limited to, risks and uncertainties regarding fluctuations in earnings, our ability to manage growth, competition (both domestic and international), economic growth in India and abroad, ability to attract and retain highly skilled professionals, time and cost overruns on contracts, our ability to manage our international operations, government policies and actions regulations, interest and other fiscal costs generally prevailing in the economy. The Company does not undertake to make any announcement in case any of these forward looking statements become materially incorrect in future or update any forward looking statements made from time to time by or on behalf of the Company.



# Business Overview

# At a Glance



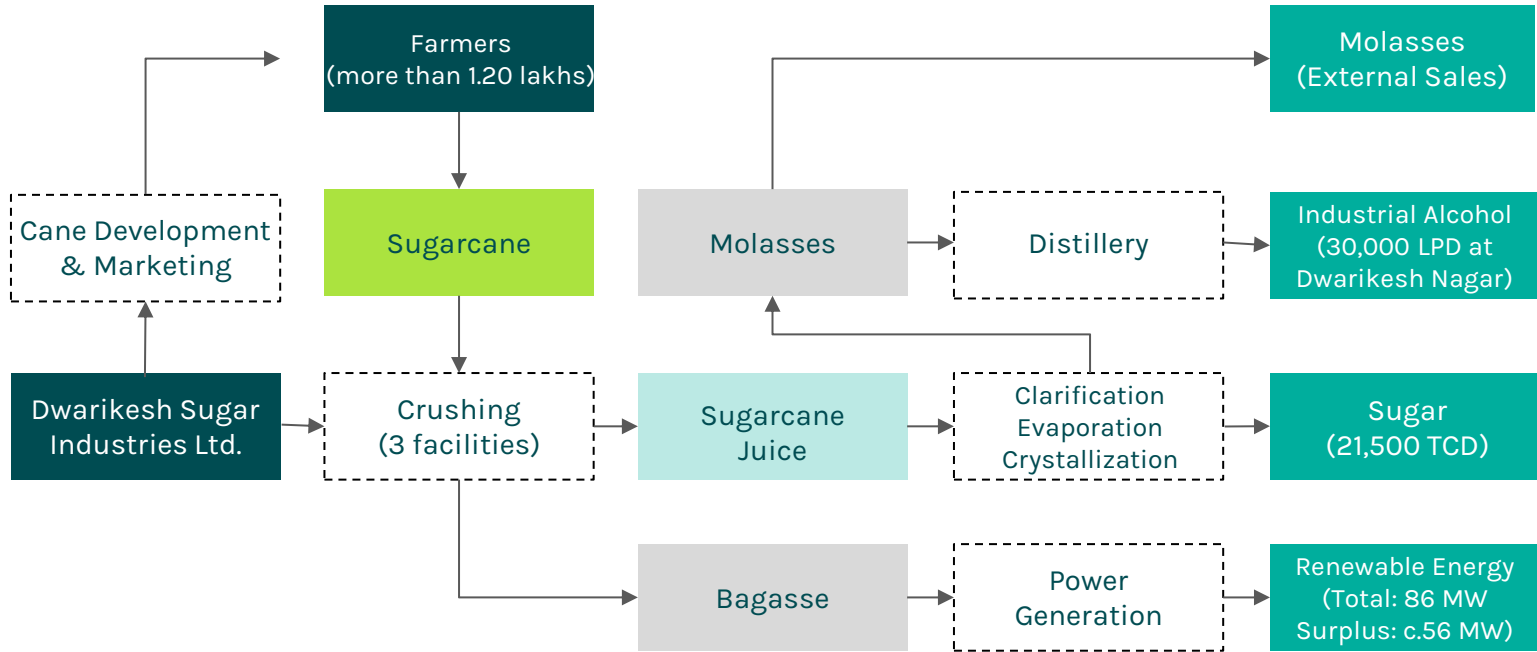
Distillery capacity under expansion. Expanded capacity to be operational in November, 2019

- 3 Plants located in UP-India's largest sugar producing state
- 2 Plants located in Bijnor District- a District with focused concentration on cane production on highly fertile & well-irrigated land
- Plant at Bareilly - the low-lying Ganges plains district with fertile alluvial soil
- Access to large, clearly defined cane-producing areas in the region
- All the three plants are well connected with major sugar consuming markets of the country, the Bareilly plant being located on the National Highway itself

Capacity (Dec 31, 2018)	Dwarikesh Nagar	Dwarikesh Puram	Dwarikesh Dham	Aggregate
Sugar (TCD)	6,500	7,500	7,500	21,500
Cogeneration (MW)	17	33	36	86 (Surplus: c. 56)
Distillery (LPD)	30,000	-	-	30,000

Note: TCD stands for tonnes of cane per day, MW stands for Megawatts, LPD stands for litres per day; SS stands for Sugar Season defined as 12 months period ending September 30 of the particular year;

# Operations Overview





# Key Management Personnel



**Mr. G. R.  
Morarka**

- Founder and Promoter
- Executive Chairman
- Commerce graduate & ICWA Inter
- Received 'Indira Gandhi Priyadarshini Award for Management', 'Bhamasha Award', 'Indira Gandhi Sadbhavna Award' & 'Swami Krishnanad Saraswati Purashkar'



**Mr. Vijay S.  
Banka**

- Managing Director
- Qualified Chartered Accountant
- Associated with the company since 2007
- Over three decades of experience in Finance and Strategy



**Mr. B. J.  
Maheshwari**

- Managing Director, Company Secretary cum Chief Compliance Officer
- Associated with the company since 1994
- Over three decades of experience in Legal, Taxation, Secretarial & Administrative matters

**Priyanka Morarka**

President - Corporate Affairs

**K.P. Singh**

Vice President - Works

**R. K. Gupta**

Vice President - Works

**Alok Lohia**

Chief Financial  
Officer

**Salil S. Arya**

Group Compliance  
Officer

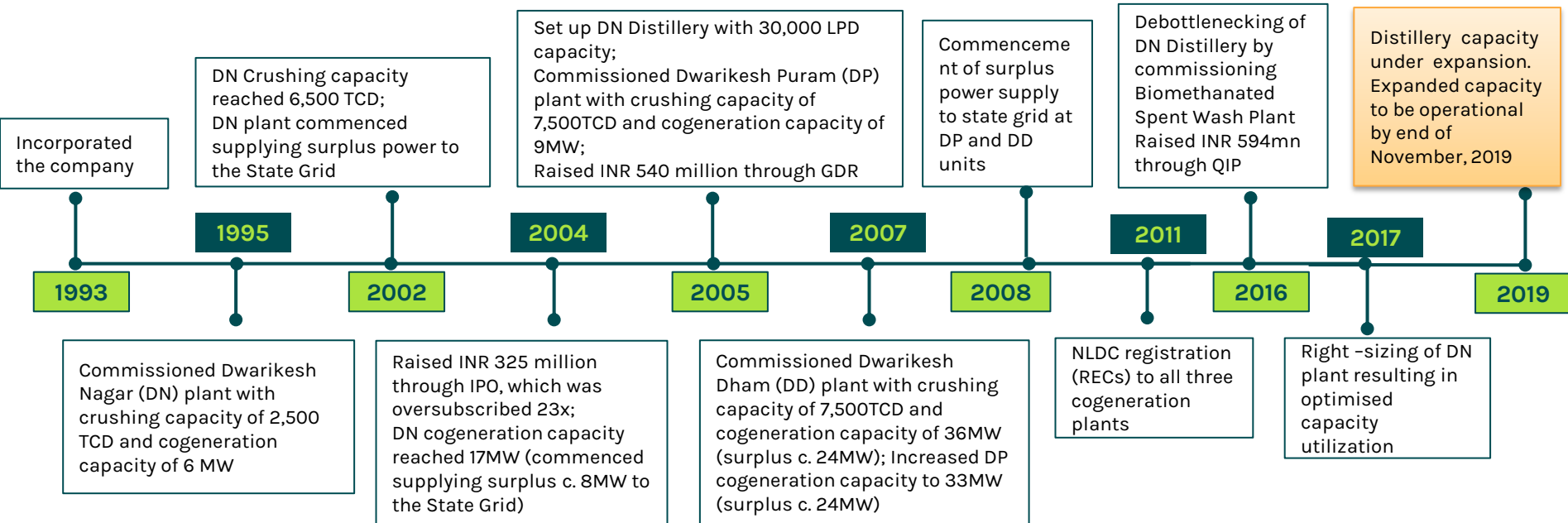
**Rajendra S. Thakur**

Chief General  
Manager - Works

**Surendra P. Singh**

Chief General  
Manager - Cane

# Key Milestones



	1995	2002	2004	2005	2007	2018
Sugar (TCD)	2500	6500	6500	14000	21500	21500
Power (MW)	6	6	17	26	86	86
Distillery (LPD)	Nil	Nil	Nil	30000	30000	30000

To know more about our story, please watch our documentary at <https://www.youtube.com/watch?v=kCF2PAZHqI>



# Business Strategy

*We are currently one of the most efficient integrated sugar companies in Uttar Pradesh. We plan to further improve on our performance matrices while continuing with our best practices*

- Focus on cost control through plant efficiencies & logistics management

**Cost  
Control**

**Cane  
Development**

- Continue educating farmers on best farming practices, high yield / sugar content seeds, pesticides etc.
- Making timely payment to farmers to incentivize increase in area under sugarcane

- Reduce leverage through a combination of prudent financial management and prepayment/repayment of debt

**Deleveraging**

**Operating  
Efficiently**

- Through continuous improvements in operating parameters, research and development and continuous farmer engagement

# Strong Relationship with farmers

## Cane Development

- Dedicated cane department to supervise cane development and procurement
- 'Kisan Sewa Kendra' for promotion of high yield seed varieties (e.g.: Co 0238) and more efficient pesticides
- Monitoring harvesting program to obtain desired quality and quantity of cane
- Soil testing laboratory to study the most efficient usage of land
- Demonstration plots, in arrangement with farmers having roadside fields, to attract other farmers to adopt the best agricultural practices
- Autumn planting, to compensate for the loss of ratoon, giving higher yield and better recovery
- Fertilizer and other input subsidies to farmers

## Increased Farmer Bonding

- Associated with more than 1.20 lakh farmer families
- Purchased sugarcane of INR 10,632.75 million and INR 10,336.95 million in FY19 and FY18 respectively from farmers in our reserved area providing impetus to rural economy
- Dedicated web portal for farmers giving them access to their calendar, payment status, survey details and loan position
- Regular farmer interaction through 'Kisan Goshthi' and 'Nukkad Natak'



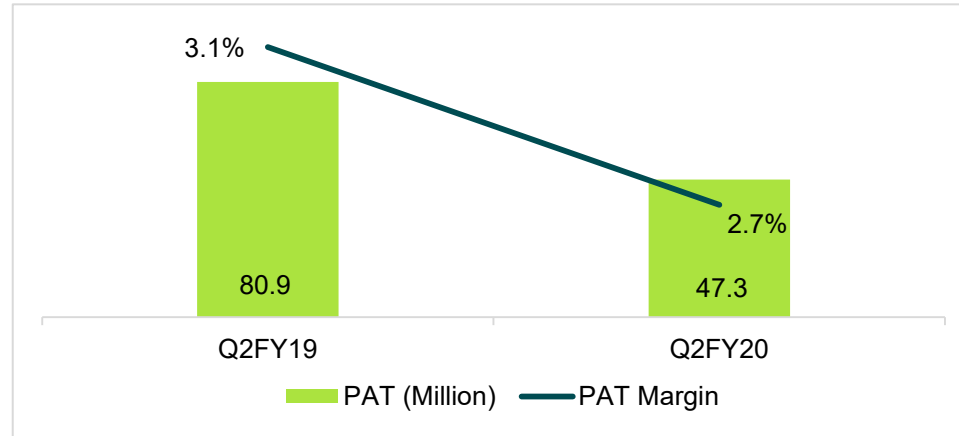
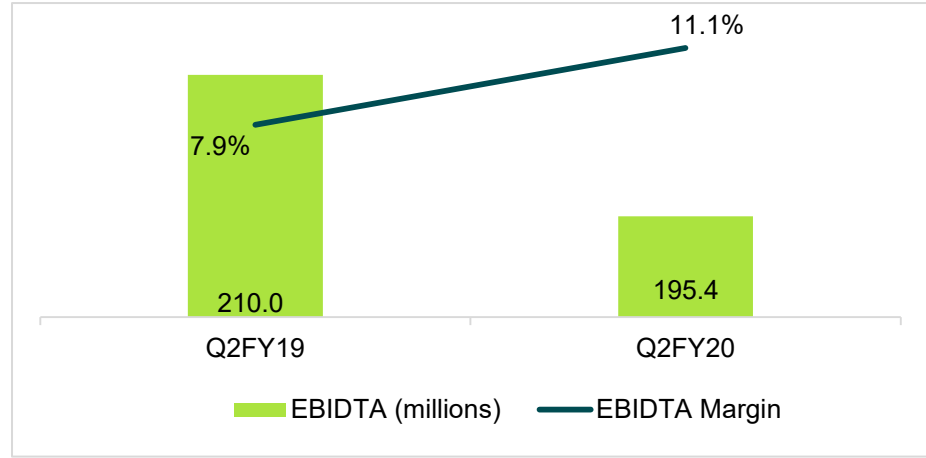
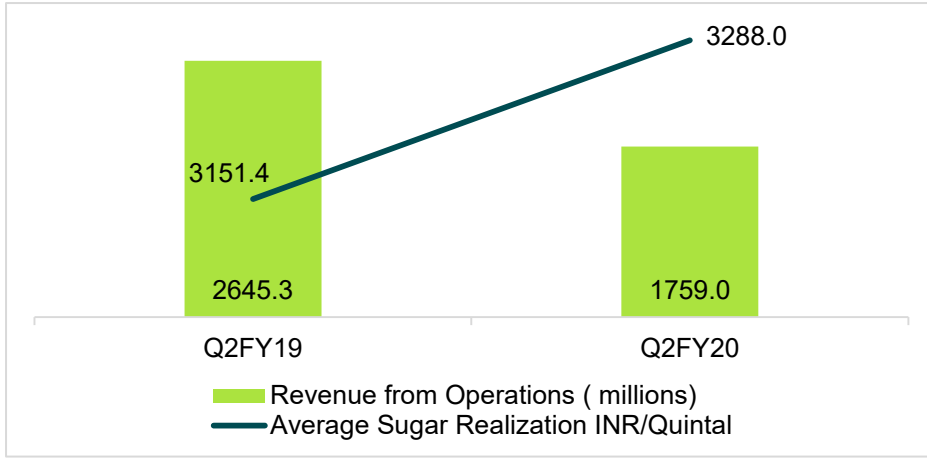
# Q2FY20 Financial Performance

# Performance Highlights

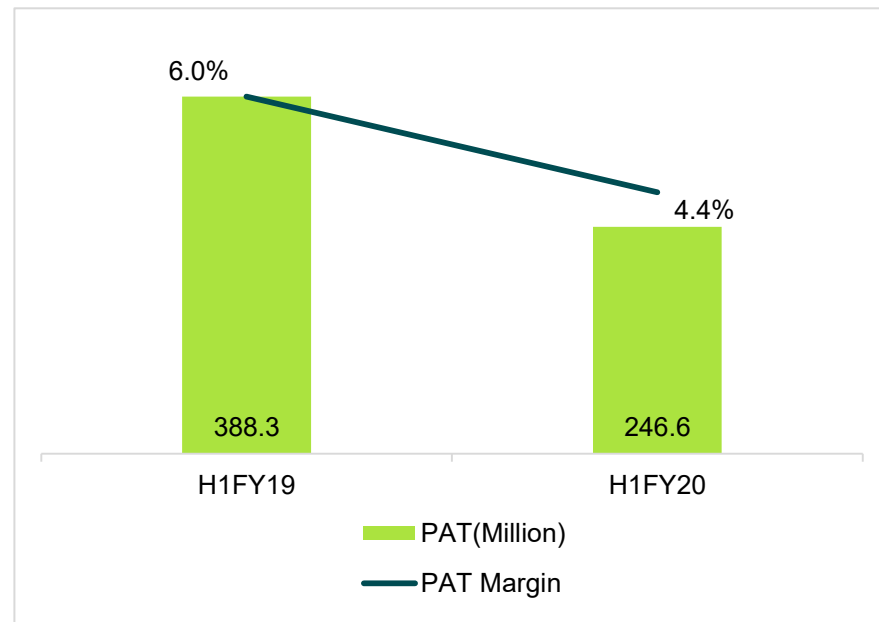
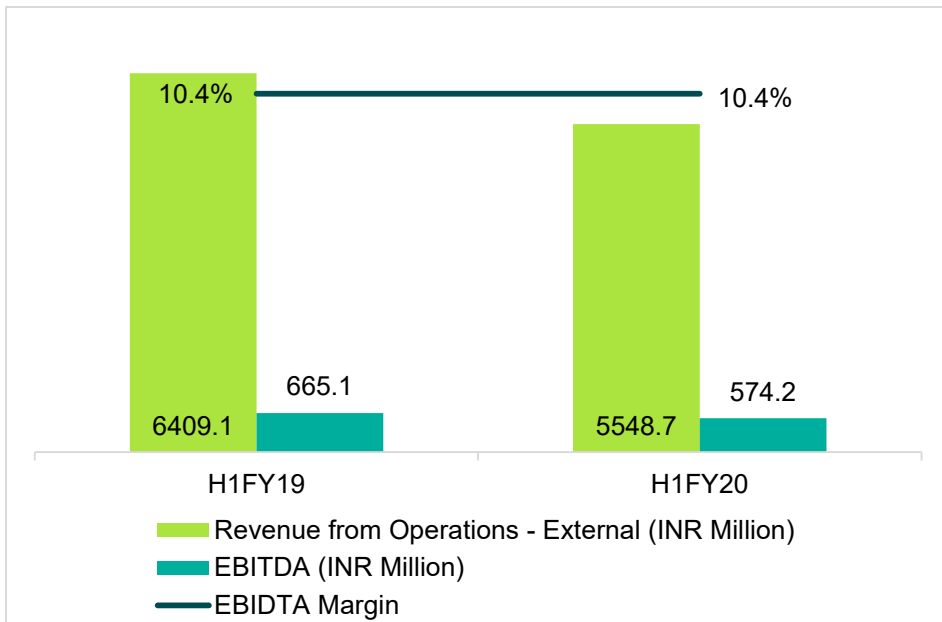
In INR million	Q2FY20	Q2FY19	H1FY20	H1FY19	FY19
<b>Total Income</b>	1771.2	2655.9	5576.2	6425.2	11202.2
<b>EBIDTA</b>	195.4	210.0	574.2	665.1	1651.5
<b>PAT</b>	47.3	80.9	246.6	388.3	951.1

In INR	Q2FY20	Q2FY19	H1FY20	H1FY19	FY19
<b>EPS</b>	0.25	0.43	1.31	2.06	5.05

# Quarterly Trends



# Half-Yearly Trends





# Summary Financials

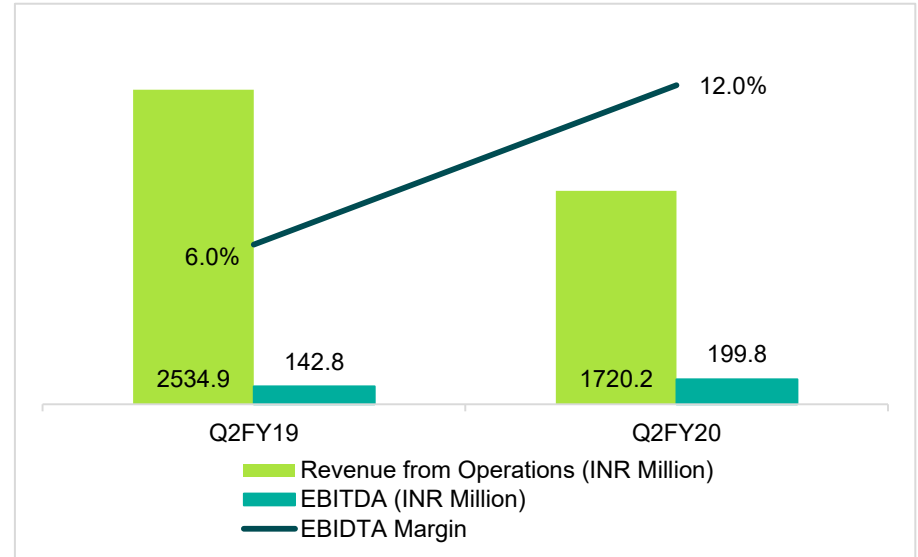
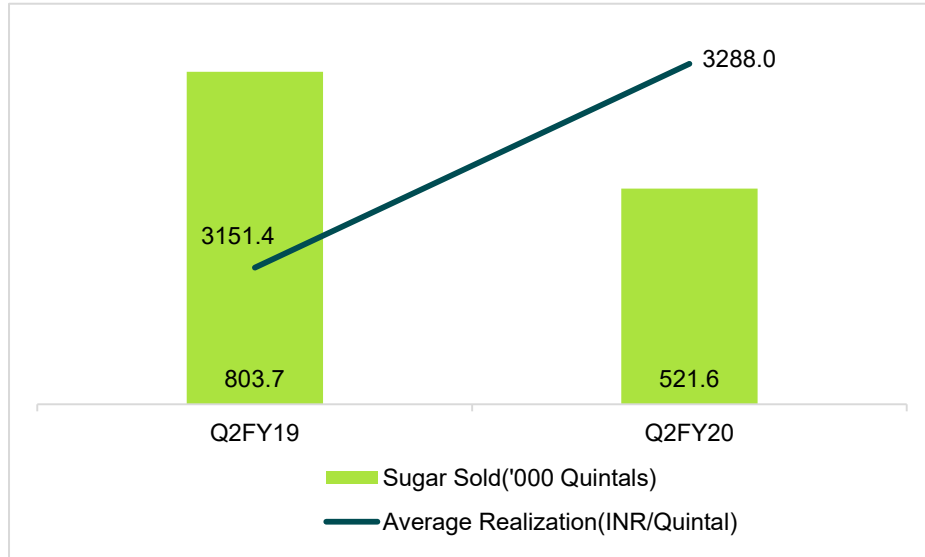
	Q1FY20	Q1FY19	H1FY20	H1FY19	FY19
<b>INCOME</b>					
Revenue from operations ( including excise Duty)	1,759.0	2,645.3	5,548.7	6,409.1	10,841.2
Other income	12.2	10.6	27.5	16.1	361.0
<b>Total Revenue</b>	<b>1,771.2</b>	<b>2,655.9</b>	<b>5,576.2</b>	<b>6,425.2</b>	<b>11,202.2</b>
<b>EXPENDITURE</b>					
Cost of material consumed	3.5	4.5	1,590.7	2,467.2	10,905.1
Changes in inventories of finished goods, work in-progress and stock-in-trade	1,216.5	1,922.4	2,739.0	2,485.5	-2,915.4
Employees benefit expense	158.5	140.7	326.4	289.9	708.4
Finance Cost	74.7	21.9	177.3	94.8	212.6
Depreciation and amortization expense	83.3	82.8	166.8	163.3	329.5
Other expense	197.4	378.3	345.9	517.6	852.6
<b>Total expenses</b>	<b>1,733.9</b>	<b>2,550.6</b>	<b>5,346.1</b>	<b>6,018.3</b>	<b>10,092.8</b>
<b>Profit / (loss) before taxes</b>	<b>37.3</b>	<b>105.3</b>	<b>230.1</b>	<b>406.9</b>	<b>1,109.4</b>
Tax expense	-10.0	24.4	-16.5	18.6	158.4
<b>Profit for the period</b>	<b>47.3</b>	<b>80.9</b>	<b>246.6</b>	<b>388.3</b>	<b>951.0</b>
Other Comprehensive Income	-2.6	-2.6	-41.5	-5.2	26.8
<b>Total Comprehensive Income</b>	<b>44.7</b>	<b>78.3</b>	<b>205.1</b>	<b>383.1</b>	<b>977.8</b>

Figures in INR million

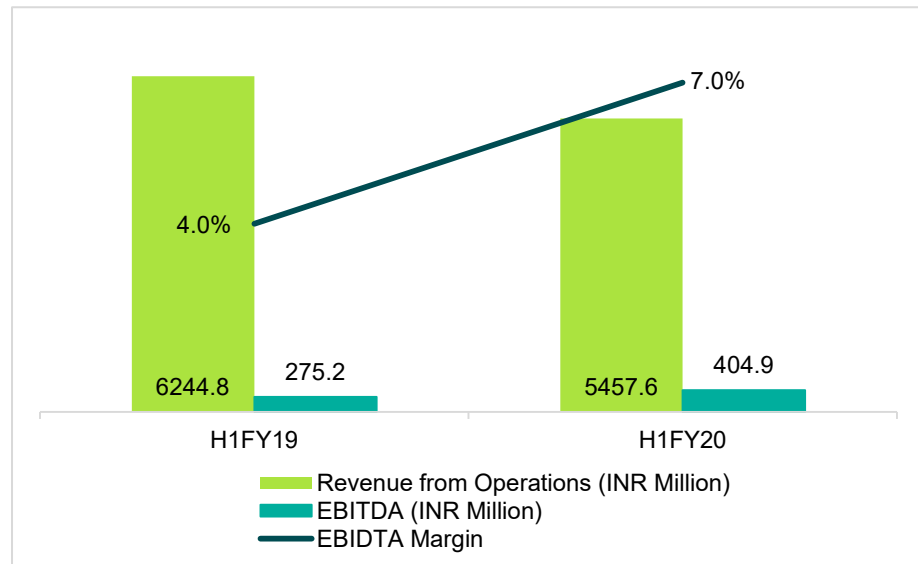
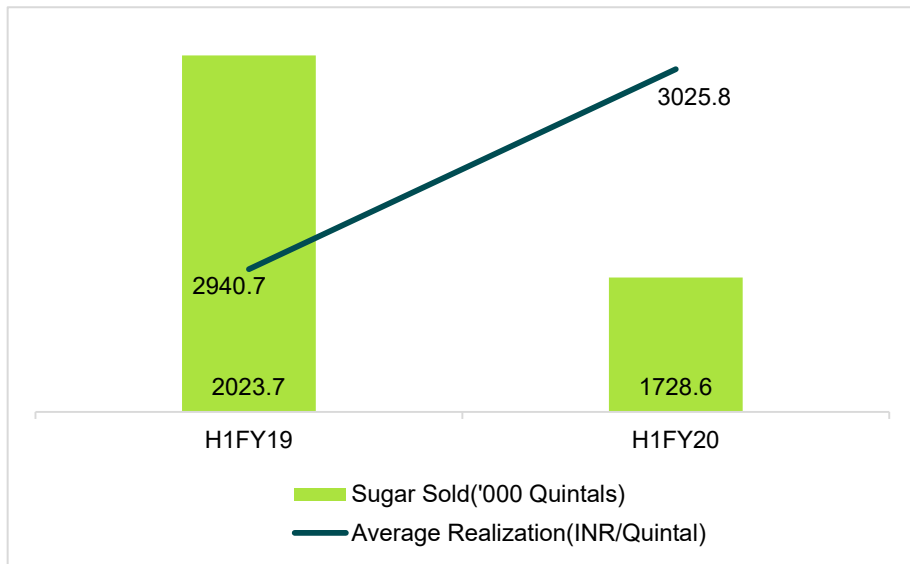


# Operational Trends

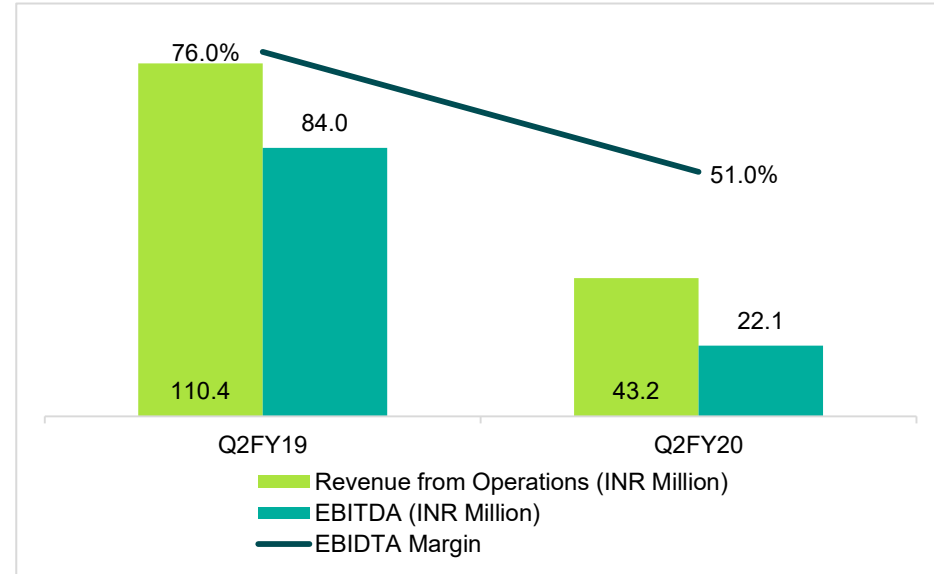
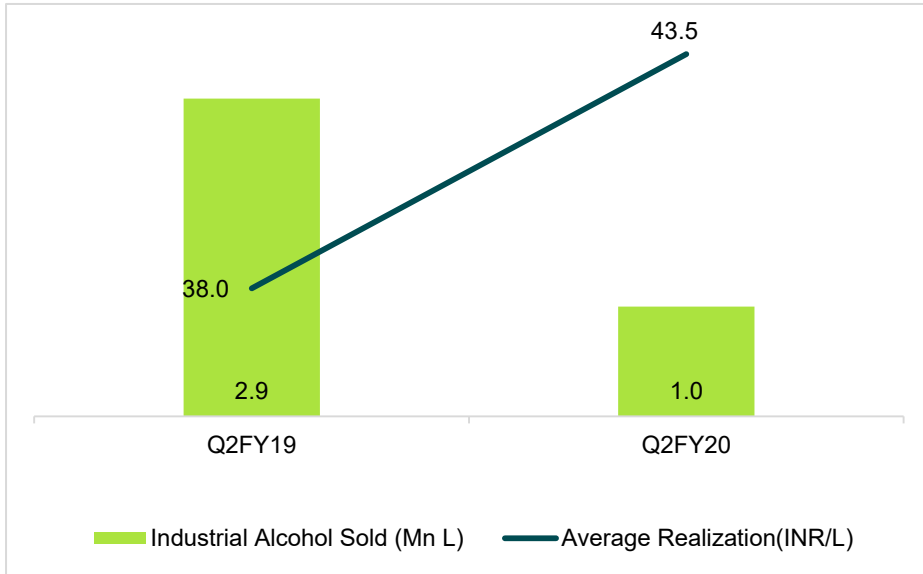
# Sugar - Quarter Performance



# Sugar – Half-Yearly Performance



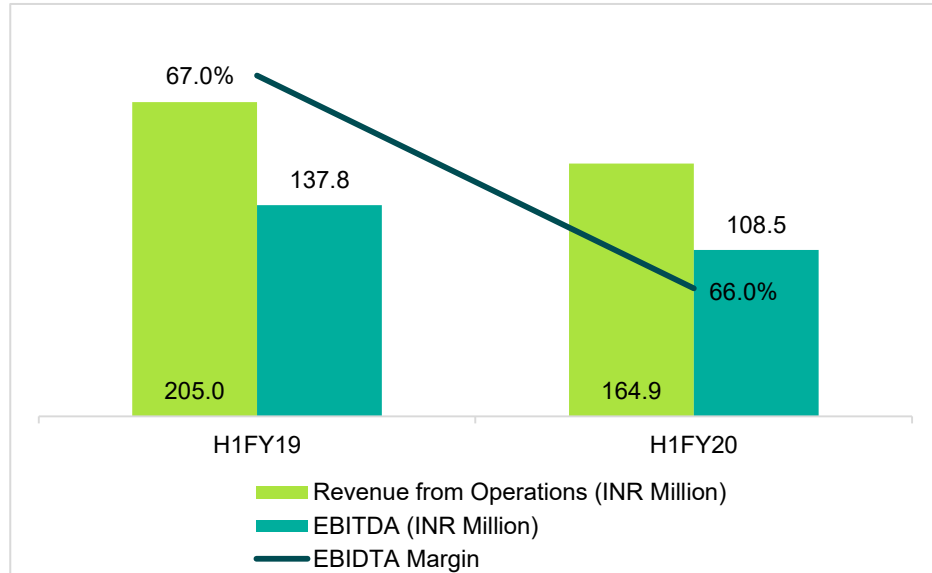
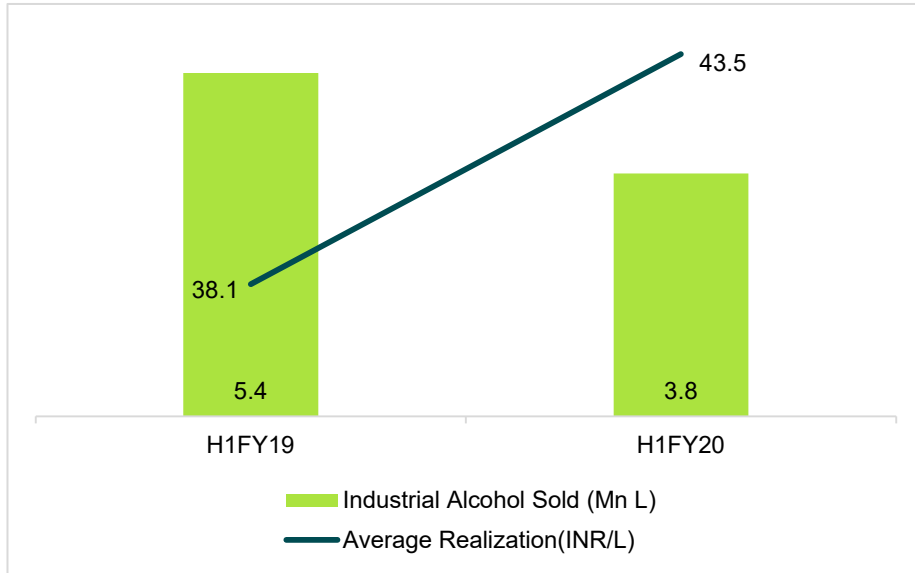
# Distillery - Quarter Performance



## Salient Features:

- Products include rectified spirit and ethanol

# Distillery – Half-Yearly Performance

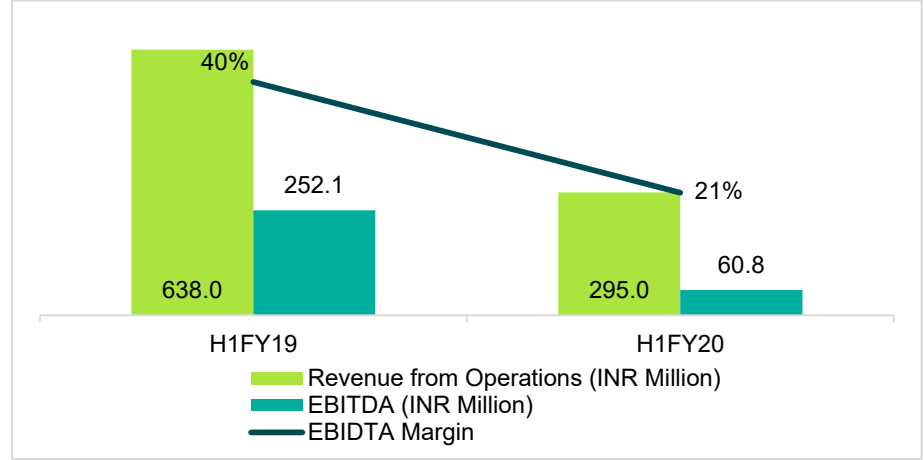
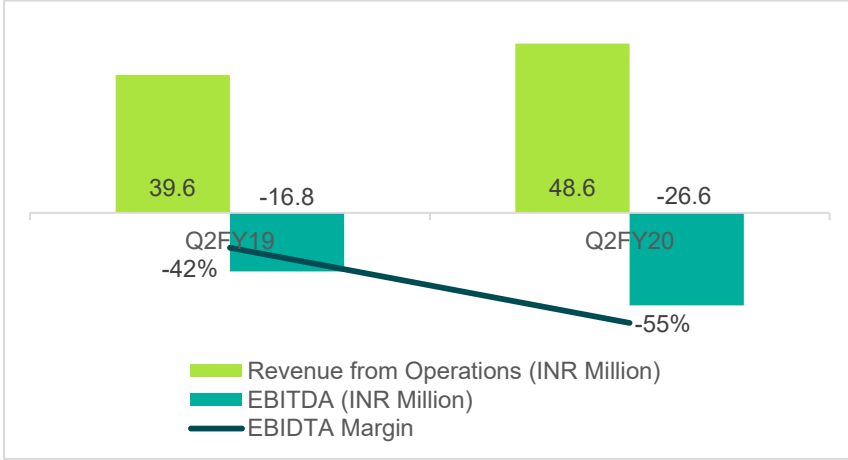


## Salient Features:

- Products include rectified spirit and ethanol

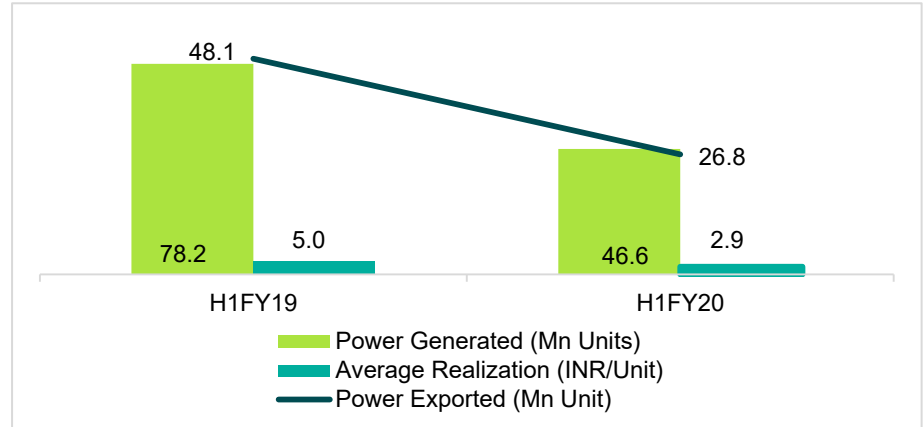


# Cogeneration – Quarter and Half-Yearly Performance



## Salient Features:

- Generation Capacity: 86 MW; Exportable capacity: approx. 56 MW
- Cogeneration capacity utilization is low during off-season as the Company has a policy of not having large bagasse inventory





# Annexure - Facilities

# Dwarikesh Nagar Facility ( Bijnor District )

*Sugar Plant Overview*



*Bagasse Silos & Feeders of Boiler*



*Distillation House & Multi-Effect Evaporator*



*Continuous Pan*



# Dwarikesh Nagar Facility ( Bijnor District )

*Juice Evaporator*



*Centrifugal Station*



*Cogeneration Control Panel*



*Switch Yard*





# Dwarikesh Nagar Facility ( Bijnor District )

*Facility Overview*



*Pan Station*



*24 MW TG Set*



*Clarification Section*



# Dwarikesh Nagar Facility ( Bijnor District )

*Facility Overview*



*Pan Station*



*24 MW TG Set*



*Clarification Section*





# Dwarikesh Nagar Facility ( Bijnor

# District )

*Distillery under expansion*



# Thank you

---

## Vijay S. Banka

Managing Director  
Dwarikesh Sugar Industries Limited

Email: [vsbanka@dwarikesh.com](mailto:vsbanka@dwarikesh.com)

## Kailash G. Yevale

Adfactors PR Private Limited  
Tel: 022 67574347

Email: [kailash.yevale@adfactorspr.com](mailto:kailash.yevale@adfactorspr.com)